



Himalaya

4% Surcharge
In Effect

LOUNGE SEATING - SIN 33721

Metropolitan Style

Himalaya reception, executive and guest seating presents unique, contemporary solutions for every area of a commercial environment. From lobbies and lounges to conference rooms and private offices, Himalaya offers a consistent, metropolitan style in a design based on modern classics. Craftsmen carefully hand-pull and hand-tie reliefs in leather, vinyl or fabric upholstery to create the multiple mini-cushioned design of Himalaya. Square forms and square stitch pattern accent this offering. Available without arms or with curved, tapered arms.

Product Details

- Taut seat, no-sag springs
- High density foam adds comfort
- Commercial-grade engineered hardwood frame
- Frame components with reinforcing corner blocks are glued and stapled
- Arms are custom fabricated and wrapped with foam and fiber for comfort
- Metal-to-metal connection of arms, seat and back ensures long-term durability

- Double needle seam stitches
- Full square pattern relief (seat and back) stitching standard
- Two-color combinations available
- Wood finish with non-marring floor glides or brushed aluminum legs
- Hybrid soy-based, CFC-free foam
- All listed product options must be factory installed

How to Specify:

- 1 Model number
- 2 Wood finish (where applicable)
- 3 Fabric grade & name for back
- 4 Fabric grade & name for seat (if different)
- 5 Options

Options	Code	Price
Back relief stitching only	SB	N/C
No relief stitching	SN	N/C
Softer Seat Foam - Chair	SF	22
Softer Seat Foam - Loveseat	SF	44
Softer Seat Foam - Sofa	SF	66

Leg Finishes	Code
Black	BLK
Boardwalk	BW
Driftwood	DW
Espresso	ESP
Mahogany	MAH
Moab	MOB
Monticello Maple	MM
Natural Maple	FM
Shoreline	SL
Windsor Cherry	WC

Finished Example

151/FM/5 Momentum Toggle Ink/3 Stinson Staple Camel

Wood

143

Wood Arm Side Chair

NOW



Overall	Seat	St. Ydg.	Cu. Ft.	Shp. Wt.	Fr. Cls.
22.75" W x 26" D x 33.5" H	19" W x 18" D x 19" H	1.75	15	27	300

	1	2/COM	3/COL	4	5	6	7	8	9	10	11	12/L	13	14	15/LL
Zone 1	1386	1749	2112	2475	2838	3201	3564	3927	4290	4653	5016	5379	5742	6105	6468
Zone 2	1435	1550	1665	1692	1772	1803	1938	2017	2121	2316	2378	2443	2505	2567	2631
Zone 3	1483	1603	1706	1749	1837	1854	2003	2085	2192	2395	2459	2525	2589	2654	2720

• Wood legs

144

Armless Wood Side Chair

NOW



Overall	Seat	St. Ydg.	Cu. Ft.	Shp. Wt.	Fr. Cls.
19.5" W x 26" D x 33.5" H	19" W x 18" D x 19" H	1.75	15	27	300

	1	2/COM	3/COL	4	5	6	7	8	9	10	11	12/L	13	14	15/LL
Zone 1	1331	1719	2108	2496	2884	3272	3660	4047	4435	4823	5211	5599	5987	6375	6763
Zone 2	1378	1440	1592	1637	1718	1751	1881	1963	2065	2260	2304	2366	2430	2492	2556
Zone 3	1424	1488	1646	1695	1776	1854	1944	2030	2135	2337	2382	2446	2512	2577	2643

• Wood legs

151

Club Chair

NOW



Overall	Seat	St. Ydg.	Cu. Ft.	Shp. Wt.	Fr. Cls.
32" W x 31" D x 30" H	24" W x 21.5" D x 18.5" H	6.25	29	85	250

	1	2/COM	3/COL	4	5	6	7	8	9	10	11	12/L	13	14	15/LL
Zone 1	2547	2823	3075	3241	3463	3548	3903	4128	4404	4931	5091	5308	5524	5741	5957
Zone 2	2636	2922	3183	3354	3584	3672	4040	4272	4558	5104	5269	5494	5717	5942	6165
Zone 3	2725	3021	3290	3468	3705	3796	4176	4417	4712	5276	5447	5680	5911	6143	6374

• Wood legs

152

Loveseat

NOW



Overall	Seat	St. Ydg.	Cu. Ft.	Shp. Wt.	Fr. Cls.
56.5" W x 31" D x 30" H	49" W x 21.5" D x 18.5" H	9.5	421	117	250

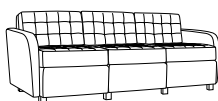
	1	2/COM	3/COL	4	5	6	7	8	9	10	11	12/L	13	14	15/LL
Zone 1	3690	4242	4741	5027	5455	5622	6311	6739	7275	8290	8545	8874	9204	9533	9862
Zone 2	3819	4390	4907	5203	5646	5819	6532	6975	7530	8580	8844	9185	9526	9867	10207
Zone 3	3948	4539	5073	5379	5837	6016	6753	7211	7784	8870	9143	9495	9848	10200	10552

• Wood legs

153

Sofa

NOW



Overall	Seat	St. Ydg.	Cu. Ft.	Shp. Wt.	Fr. Cls.
81" W x 31" D x 30" H	73" W x 21.5" D x 18.5" H	13	56	167	250

	1	2/COM	3/COL	4	5	6	7	8	9	10	11	12/L	13	14	15/LL
Zone 1	4700	5455	6149	6504	7084	7308	8239	8818	9540	10915	11342	11791	12242	12694	13026
Zone 2	4865	5646	6364	6732	7332	7564	8527	9127	9874	11297	11739	12204	12670	13138	13482
Zone 3	5029	5837	6579	6959	7580	7820	8816	9435	10208	11679	12136	12616	13099	13583	13938

• Wood legs

Himalaya

154

Armless Chair

NOW



	Overall			Seat								St. Ydg.	Cu. Ft.	Shp. Wt.	Fr. Cls.
	25" W x 31" D x 30" H			24.5" W x 21.5" D x 18.5" H								4	29	55	300
	1	2/COM	3/COL	4	5	6	7	8	9	10	11	12/L	13	14	15/LL
Zone 1	2232	2408	2566	2654	2789	2843	3058	3193	3361	3681	3861	3998	4137	4276	4415
Zone 2	2310	2492	2656	2747	2887	2943	3165	3305	3479	3810	3996	4138	4282	4426	4570
Zone 3	2388	2577	2746	2840	2984	3042	3272	3417	3596	3939	4131	4278	4427	4575	4724

•Wood legs

155

Armless Loveseat

NOW



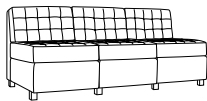
	Overall			Seat								St. Ydg.	Cu. Ft.	Shp. Wt.	Fr. Cls.
	50" W x 31" D x 30" H			49" W x 21.5" D x 18.5" H								7	41.1	90	250
	1	2/COM	3/COL	4	5	6	7	8	9	10	11	12/L	13	14	15/LL
Zone 1	3270	3645	3971	4111	4381	4485	4921	5191	5527	6165	6361	6604	6844	7088	7330
Zone 2	3384	3773	4110	4255	4534	4642	5093	5373	5720	6381	6584	6835	7084	7336	7587
Zone 3	3499	3900	4249	4399	4688	4799	5265	5554	5914	6597	6806	7066	7323	7584	7843

•Wood legs

156

Armless Sofa

NOW



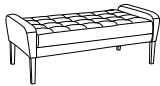
	Overall			Seat								St. Ydg.	Cu. Ft.	Shp. Wt.	Fr. Cls.
	74" W x 31" D x 30" H			73" W x 21.5" D x 18.5" H								10.5	54	128	250
	1	2/COM	3/COL	4	5	6	7	8	9	10	11	12/L	13	14	15/LL
Zone 1	4162	4725	5214	5422	5826	5982	6637	7037	7542	8503	8799	9162	9526	9890	10019
Zone 2	4308	4890	5396	5612	6030	6191	6869	7283	7806	8801	9107	9483	9859	10236	10370
Zone 3	4453	5056	5579	5802	6234	6401	7102	7530	8070	9098	9415	9803	10193	10582	10720

•Wood legs

157

Two-seat, 4' Bench

NOW



	Overall			Seat								St. Ydg.	Cu. Ft.	Shp. Wt.	Fr. Cls.
	48" W x 18" D x 19.25" H			43" W x 17.5" D x 18" H								3	13	43	250
	1	2/COM	3/COL	4	5	6	7	8	9	10	11	12/L	13	14	15/LL
Zone 1	1946	2007	2098	2208	2292	2390	2445	2625	2734	2875	2958	3062	3167	3271	3374
Zone 2	2014	2077	2171	2285	2372	2474	2531	2717	2830	2976	3062	3169	3278	3385	3492
Zone 3	2082	2147	2245	2363	2452	2557	2616	2809	2925	3076	3165	3276	3389	3500	3610

•Wood legs

158

Three-seat, 6' Bench

NOW



	Overall			Seat								St. Ydg.	Cu. Ft.	Shp. Wt.	Fr. Cls.
	72" W x 24" D x 19.25" H			64" W x 23.5" D x 18" H								4	25	75	250
	1	2/COM	3/COL	4	5	6	7	8	9	10	11	12/L	13	14	15/LL
Zone 1	2480	2560	2682	2823	2952	3086	3159	3403	3552	3742	3970	4109	4246	4385	4524
Zone 2	2567	2650	2776	2922	3055	3194	3270	3522	3676	3873	4109	4253	4395	4538	4682
Zone 3	2654	2739	2870	3021	3159	3302	3380	3641	3801	4004	4248	4397	4543	4692	4841

•Wood legs

Metal

	Overall	Seat											St. Ydg.	Cu. Ft.	Shp. Wt.	Fr. Cls.
151MET	32" W x 31" D x 31.5" H	24" W x 21.5" D x 19.5" H											6.25	29	81	250
		1	2/COM	3/COL	4	5	6	7	8	9	10	11	12/L	13	14	15/LL
Zone 1		2674	2965	3228	3405	3637	3725	4099	4334	4625	5179	5346	5572	5799	6028	6255
Zone 2		2768	3069	3341	3524	3764	3855	4242	4486	4787	5360	5533	5767	6002	6239	6474
Zone 3		2861	3173	3454	3643	3892	3986	4386	4637	4949	5542	5720	5962	6205	6450	6693



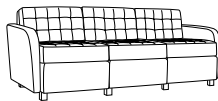
•Metal legs

	Overall	Seat											St. Ydg.	Cu. Ft.	Shp. Wt.	Fr. Cls.
152MET	56.5" W x 31" D x 31.5" H	49" W x 21.5" D x 19.5" H											9.5	42	117	250
		1	2/COM	3/COL	4	5	6	7	8	9	10	11	12/L	13	14	15/LL
Zone 1		3875	4455	4980	5280	5729	5902	6625	7076	7637	8703	8972	9317	9664	10010	10356
Zone 2		4011	4611	5154	5465	5930	6109	6857	7324	7904	9008	9286	9643	10002	10360	10718
Zone 3		4146	4767	5329	5650	6130	6315	7089	7571	8172	9312	9600	9969	10340	10711	11081



•Metal legs

	Overall	Seat											St. Ydg.	Cu. Ft.	Shp. Wt.	Fr. Cls.
153MET	81" W x 31" D x 31.5" H	73" W x 21.5" D x 19.5" H											13	55	185	250
		1	2/COM	3/COL	4	5	6	7	8	9	10	11	12/L	13	14	15/LL
Zone 1		4933	5729	6458	6831	7438	7672	8652	9259	10017	11460	11909	12381	12854	13327	13677
Zone 2		5106	5930	6684	7070	7698	7941	8955	9583	10368	11861	12326	12814	13304	13793	14156
Zone 3		5278	6130	6910	7309	7959	8209	9258	9907	10718	12262	12743	13248	13754	14260	14634



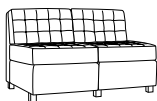
•Metal legs

	Overall	Seat											St. Ydg.	Cu. Ft.	Shp. Wt.	Fr. Cls.
154MET	25" W x 31" D x 31.5" H	24.5" W x 21.5" D x 19.5" H											4	25	64	250
		1	2/COM	3/COL	4	5	6	7	8	9	10	11	12/L	13	14	15/LL
Zone 1		2344	2530	2697	2788	2928	2983	3213	3352	3529	3865	4053	4199	4345	4489	4635
Zone 2		2426	2619	2791	2886	3030	3087	3325	3469	3653	4000	4195	4346	4497	4646	4797
Zone 3		2508	2707	2886	2983	3133	3192	3438	3587	3776	4136	4337	4493	4649	4803	4959



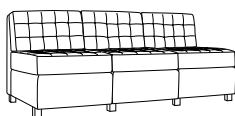
•Metal legs

	Overall	Seat											St. Ydg.	Cu. Ft.	Shp. Wt.	Fr. Cls.
155MET	50" W x 31" D x 31.5" H	49" W x 21.5" D x 19.5" H											7	41	90	250
		1	2/COM	3/COL	4	5	6	7	8	9	10	11	12/L	13	14	15/LL
Zone 1		3432	3830	4168	4317	4600	4710	5165	5449	5802	6472	6678	6935	7188	7442	7697
Zone 2		3552	3964	4314	4468	4761	4875	5346	5640	6005	6699	6912	7178	7440	7702	7966
Zone 3		3672	4098	4460	4619	4922	5040	5527	5830	6208	6925	7145	7420	7691	7963	8236



•Metal legs

	Overall	Seat											St. Ydg.	Cu. Ft.	Shp. Wt.	Fr. Cls.
156MET	74" W x 31" D x 31.5" H	73" W x 21.5" D x 19.5" H											10.5	54	128	250
		1	2/COM	3/COL	4	5	6	7	8	9	10	11	12/L	13	14	15/LL
Zone 1		4369	4962	5474	5694	6118	6283	6968	7391	7920	8927	9239	9621	10002	10384	10521
Zone 2		4522	5136	5666	5893	6332	6503	7212	7650	8197	9239	9562	9958	10352	10747	10889
Zone 3		4675	5309	5857	6093	6546	6723	7456	7908	8474	9552	9886	10294	10702	11111	11257



•Metal legs