



7300/7400 Series

**4% Surcharge
In Effect**

LOUNGE SEATING - SIN 33721

Create Your Own Space

With the 7300/7400 Modular Collection, create unique configurations, adapt to building layouts and maximize seating capacity. Choose from 12 seating/table components. Approach benches (7300 models) from either side in open areas. Units with backs (7400 models) provide full-comfort sloped seating. Freestanding and ganging tables are available in a variety of shapes and sizes.

Product Details

- High pressure laminate bases and tables
- Black recessed plinth base includes reinforcing corner blocks
- Replaceable seat/back cushions
- Commercial-grade engineered hardwood seat/back frame
- Seat suspension features heavy-duty Sytex stretch-webbing

- Taut upholstered seat and back
- .625" H glide feet protect carpet and floor surface
- Hybrid soy-based, CFC-free foam
- All listed product options must be factory installed

How to Specify:

- 1 Model number
- 2 Wood finish
- 3 Fabric grade & name
- 4 Options

Options	Code	Price
Softer Seat Foam - Chair	SF	22
Softer Seat Foam - Loveseat	SF	44
Softer Seat Foam - Sofa	SF	66
Custom (Non-Premium) Laminate - 1-seat	S	154
Custom (Non-Premium) Laminate - 2-seat	S	180
Custom (Non-Premium) Laminate - 3-seat	S	201
Custom (Non-Premium) Laminate - Table	S	180

Wood Finishes	Code
Driftwood	DW
Natural Maple	FM
Windsor Cherry	WC

Finished Example

7301/FM/8 Mayer Fabrics Tattersall Mallard/SF

7301
Modular One Seat Bench

NOW

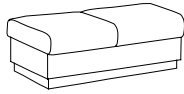


	Overall		Seat										St. Ydg.	Cu. Ft.	Shp. Wt.	Fr. Cls.
	24.75" W x 28.5" D x 19.5" H		24.75" W x 28.5" D x 19.5" H										1.5	17	51	250
	1	2/COM	3/COL	4	5	6	7	8	9	10	11	12/L	13	14	15/LL	
Zone 1	993	1081	1155	1193	1252	1278	1335	1381	1446	1523	1603	1656	1708	1760	1812	
Zone 2	1028	1119	1195	1235	1296	1323	1382	1429	1497	1576	1659	1714	1768	1822	1875	
Zone 3	1063	1157	1236	1277	1340	1367	1428	1478	1547	1630	1715	1772	1828	1883	1939	

•19.5" H Flat Surface Seat

7302
Modular Two Seat Bench

NOW

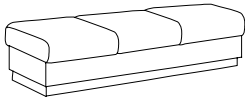


	Overall		Seat										St. Ydg.	Cu. Ft.	Shp. Wt.	Fr. Cls.
	49.25" W x 28.5" D x 19.5" H		49.25" W x 28.5" D x 19.5" H										3	37	92	250
	1	2/COM	3/COL	4	5	6	7	8	9	10	11	12/L	13	14	15/LL	
Zone 1	1662	1816	1951	1988	2034	2151	2200	2391	2511	2656	2780	2884	2987	3092	3195	
Zone 2	1720	1880	2019	2058	2105	2226	2277	2475	2599	2749	2877	2985	3092	3200	3307	
Zone 3	1778	1943	2088	2127	2176	2302	2354	2558	2687	2842	2975	3086	3196	3308	3419	

•19.5" H Flat Surface Seat

7303
Modular Three Seat Bench

NOW



	Overall		Seat										St. Ydg.	Cu. Ft.	Shp. Wt.	Fr. Cls.
	73.75" W x 28.5" D x 19.5" H		73.75" W x 28.5" D x 19.5" H										4.5	40	127	250
	1	2/COM	3/COL	4	5	6	7	8	9	10	11	12/L	13	14	15/LL	
Zone 1	2499	2731	2940	3070	3252	3319	3615	3798	4027	4257	4331	4487	4643	4799	4954	
Zone 2	2586	2827	3043	3177	3366	3435	3742	3931	4168	4406	4483	4644	4806	4967	5127	
Zone 3	2674	2922	3146	3285	3480	3551	3868	4064	4309	4555	4634	4801	4968	5135	5301	

•19.5" H Flat Surface Seat

7401
Modular Chair

NOW



	Overall		Seat										St. Ydg.	Cu. Ft.	Shp. Wt.	Fr. Cls.
	24.75" W x 28.5" D x 30" H		24.75" W x 21" D x 19.5" H										2	17	59	250
	1	2/COM	3/COL	4	5	6	7	8	9	10	11	12/L	13	14	15/LL	
Zone 1	1181	1286	1376	1429	1508	1541	1607	1666	1745	1844	1925	1993	2064	2133	2202	
Zone 2	1222	1331	1424	1479	1561	1595	1663	1724	1806	1909	1992	2063	2136	2208	2279	
Zone 3	1264	1376	1472	1529	1614	1649	1719	1783	1867	1973	2060	2133	2208	2282	2356	

•Sloped Seat, 19.5" H at Front

7402
Modular Loveseat

NOW



	Overall		Seat										St. Ydg.	Cu. Ft.	Shp. Wt.	Fr. Cls.
	49.25" W x 28.5" D x 30" H		49.25" W x 21" D x 19.5" H										4	37	103	250
	1	2/COM	3/COL	4	5	6	7	8	9	10	11	12/L	13	14	15/LL	
Zone 1	1985	2186	2375	2481	2640	2701	2771	2957	3113	3311	3475	3615	3752	3891	4029	
Zone 2	2054	2263	2458	2568	2732	2796	2868	3060	3222	3427	3597	3742	3883	4027	4170	
Zone 3	2124	2339	2541	2655	2825	2890	2965	3164	3331	3543	3718	3868	4015	4163	4311	

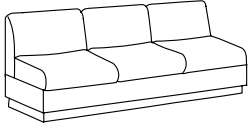
•Sloped Seat, 19.5" H at Front

7300/7400

7403

Modular Sofa

NOW



Overall	Seat											St. Ydg.	Cu. Ft.	Shp. Wt.	Fr. Cls.
73.75" W x 28.5" D x 30" H	73.75" W x 21" D x 19.5" H											6	40	133	250

	1	2/COM	3/COL	4	5	6	7	8	9	10	11	12/L	13	14	15/LL
Zone 1	2925	3245	3517	3669	3903	3997	4094	4381	4619	4913	5159	5368	5575	5783	5991
Zone 2	3027	3359	3640	3797	4040	4137	4237	4534	4781	5085	5340	5556	5770	5985	6201
Zone 3	3130	3472	3763	3926	4176	4277	4381	4688	4942	5257	5520	5744	5965	6188	6410

• Sloped Seat, 19.5" H at Front

7420

Modular Coffee Table

NOW



Overall	St. Ydg.	Cu. Ft.	Shp. Wt.	Fr. Cls.
52" W x 20" D x 14" H	N/A	16	72	175

Zone 1	1204
Zone 2	1246
Zone 3	1288

7421

Modular Cylinder Table

NOW



Overall	St. Ydg.	Cu. Ft.	Shp. Wt.	Fr. Cls.
19" W x 19" D x 14" H	N/A	6	25	175

Zone 1	967
Zone 2	1001
Zone 3	1035

7423

Modular End Table

NOW



Overall	St. Ydg.	Cu. Ft.	Shp. Wt.	Fr. Cls.
25" W x 25" D x 14" H	N/A	10	49	175

Zone 1	1043
Zone 2	1080
Zone 3	1116

7424


Modular Connector Table

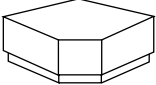
NOW



Overall	St. Ydg.	Cu. Ft.	Shp. Wt.	Fr. Cls.
18" W x 25" D x 11.5" H	N/A	6	39	125


Zone 1	938
Zone 2	971
Zone 3	1004

	Overall	St. Ydg.	Cu. Ft.	Shp. Wt.	Fr. Cls.
7425 Modular Wedge Table	8-27" W x 25" D x 11.5" H	N/A	8	36	175
NOW 	Zone 1	1165			
	Zone 2	1206			
	Zone 3	1247			

	Overall	St. Ydg.	Cu. Ft.	Shp. Wt.	Fr. Cls.
7426 Modular Corner Table	38" W x 38" D x 11.5" H	N/A	18	77	175
NOW 	Zone 1	1320			
	Zone 2	1366			
	Zone 3	1412			

	Overall	St. Ydg.	Cu. Ft.	Shp. Wt.	Fr. Cls.
74A Ganging Kit to attach 7424 Connector Table	10" W x 3" D x .125" H	N/A	0.2	3	70
NOW 	Zone 1	45			
	Zone 2	45			
	Zone 3	45			

	Overall	St. Ydg.	Cu. Ft.	Shp. Wt.	Fr. Cls.
74B Ganging Kit to attach 7425 Wedge Table	3.5" W x 3" D x 0.38" H	N/A	0.2	2	92.5
NOW 	Zone 1	45			
	Zone 2	45			
	Zone 3	45			

	Overall	St. Ydg.	Cu. Ft.	Shp. Wt.	Fr. Cls.
74C Ganging Kit to attach 7426 Corner Table	3.5" W x 3" D x .75" H	N/A	0.2	2	92.5
NOW 	Zone 1	45			
	Zone 2	45			
	Zone 3	45			