

Puma



Goes Great with Work.®



PUMA

Elegant arched back sets **Puma** apart from the pack. **Puma** is available in executive and management models. Synchrotilt mechanism and adjustable components for active users.

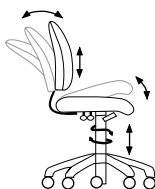
Puma Features

- Adjustable seat height, 4" range-Pneumatic
- Adjustable back height, 4" range — 6 positions
- Adjustable arm height, 3" range — 6 positions
- Adjustable arm width, 4" range — 2" per arm

Back Height Choices

- Executive 24.5" high back
- Management 22" high back

Synchrotilt Mechanism



- 360° Swivel Pneumatic lift
- Swiveltilt with tilt lock
- 2:1 ratio back-to-seat angle adjustment as you recline

Specifications

Overall

- Width 27"-31", Depth 25"-27"
- Height 37"-41" (Mgmt)
- Height 39"-43" (Exec)

Seat



- Width 20.75", Depth 20.25"
- Thickness 4"

Back

- Width 20" (Exec) 19" (Mgmt)
- Height 24-1/2" (Exec) 22" (Mgmt)
- Thickness 4"

Other

- Seat Height 19"-23"
- Arm Height from seat 7"-10"

		ZONE PRICING			
		FABRIC GRADES			
		1	2	3	
631 EXECUTIVE SWIVEL  <ul style="list-style-type: none"> • Synchrotilt Mechanism • Executive height back • Ships fully assembled • Nylon base with metal understructure FREIGHT CLASS: 150 CUBIC FT.: 23.0 SHIP WT.: 66	27"W x 25.5"D x 39-43"H	St. Yardage: 2.8			
	OPTION	PRICE	CODE		
	Upholstered Back	59.00	UB		
	CASTER	PRICE	CODE		
	Self-Locking Casters	85.00	S		
	Braking Casters	30.00	B		
	Hard-Floor Casters	19.00	H		
	Glides	NC	GL		
			1	2	3
			728	740	752
	2/COM	758	781	783	
	3/COL	789	802	815	
	4	853	867	881	
	5	968	984	999	
	L	1155	1174	1192	
637 MANAGEMENT SWIVEL  <ul style="list-style-type: none"> • Synchrotilt Mechanism • Management height back • Ships fully assembled • Nylon base with metal understructure FREIGHT CLASS: 150 CUBIC FT.: 21.0 SHIP WT.: 64	27"W x 25.5"D x 37-41"H	St. Yardage: 2.8			
	OPTION	PRICE	CODE		
	Upholstered Back	59.00	UB		
	CASTER	PRICE	CODE		
	Self-Locking Casters	85.00	S		
	Braking Casters	30.00	B		
	Hard-Floor Casters	19.00	H		
	Glides	NC	GL		
			1	2	3
			670	681	693
	2/COM	701	713	724	
	3/COL	732	744	756	
	4	794	807	820	
	5	909	924	939	
	L	1097	1115	1132	

081510 Puma

